

GM300-3 Gate Module

Features

- Photocathode gate module
- 3 ns gate time (FWHM)
- 1 ns rise/fall time
- 300 KHz repetition rate
- Trigger input
- N version gated normally off
- P version gated normally on
- No drift at low repetition rate: PMT compatible



Parameters

	Minimum	Maximum
Gate Time T_g	3 ns FWHM*	Unlimited (D.C.)
Repetition Rate	0 Hz "Single Shot"	300 KHz global, 2.5 MHz burst mode
ON Voltage Output		-200 V
OFF Voltage Output		+50 V
Trigger Input	+3.2 V into 50 Ω	+5.5 V into 50 Ω
Power Supply	+10 V	+14 V
Quiescent Current @ +12 V	180 mA (1 A inrush current)	
Jitter	30 ps r.m.s.	
Maximum Capacitance Load	250 pF	
Minimum Resistance Load	10 M Ω	

*Actual gate time is dependent on the detector. This gate time is the minimum that the GM300-3 can provide.

Mechanical

	Housed	Bare PCB
Height	26 mm	13 mm
Width	56 mm	38 mm
Length	86 mm (106 mm including connectors)	80 mm (106 mm including connectors*)
Weight	115 g	45 g
Trigger Input Connector	SMA	
Power Supply Connector	SMB	
Gate Pulse Connector	SMA	

* Right-angled connectors would reduce the total length to 100 mm and enable easier access. Available on request.

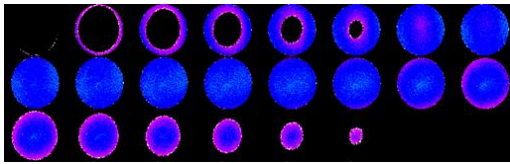
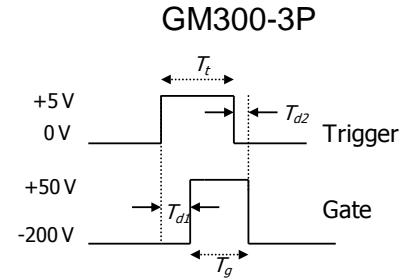
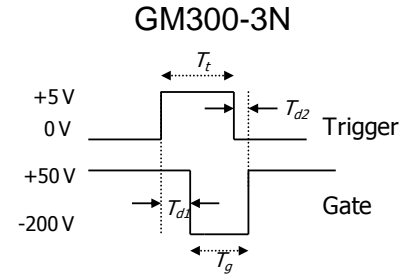
Photek Limited

26 Castleham Road, St Leonards on Sea,
 East Sussex, TN38 9NS, United Kingdom.
 T +44 (0)1424 850555 F +44 (0)1424 850051
 E sales@photek.co.uk W www.Photek.co.uk

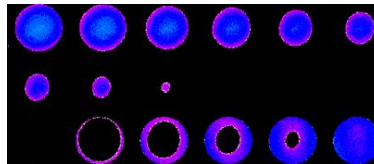
Datasheet No.	DS024
Issue	DR
Date	12 March 2012

Typical Timing Parameters

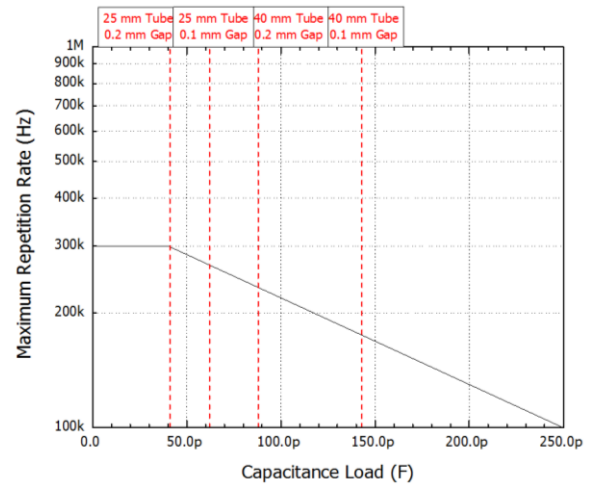
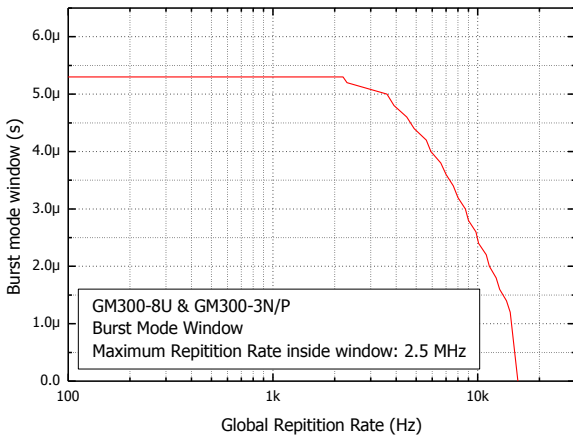
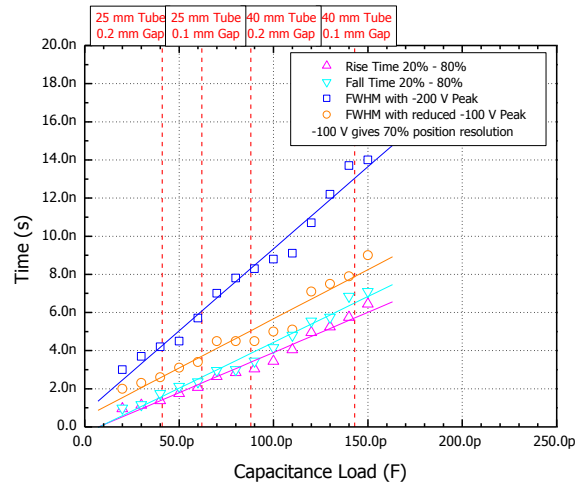
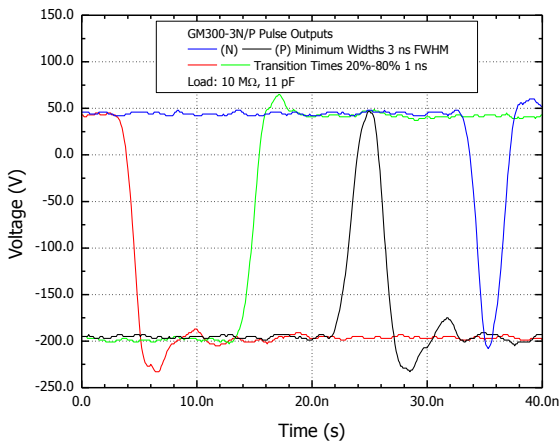
Leading Edge Propagation Delay	T_{d1}	50 ns
Trailing Edge Propagation Delay	T_{d2}	40 ns
Trigger / Gate Offset Time $T_t - T_g$	$T_{d1} - T_{d2}$	10 ns
Minimum Gate Width in Inverted Mode	T_g	50 ns
Propagation Delay Temperature Co-efficient		40 (\pm 5) ps / °C
Gate Width Temperature Co-efficient		\pm 10 ps / °C



GM300-3N Laser Walkthrough
200 ps/frame



GM300-3P Laser Walkthrough
200 ps/frame



Photek Ltd reserves the right to update and improve this specification without prior notice